

FARMALL C

85 | 95 | 105 | 115



CASE IH
AGRICULTURE





COMPACT OUTSIDE BIG ON THE INSIDE

AFTER MORE THAN 170 YEARS WE REMAIN TRUE TO OUR VISION OF PROVIDING THE FARMERS OF TOMORROW WITH AGRICULTURAL MACHINERY THAT IS ALWAYS AN INNOVATIVE, RELIABLE AND PROFITABLE INVESTMENT

For more than 170 years Case IH has played a major role in shaping agriculture, with legendary brand names that include Case IH, International Harvester and David Brown. As the inventor of the power take-off, Axial-Flow® single rotor threshing and the hydraulic reversing gear, and as the pioneer of the continuously variable transmission, the Case IH heritage goes on. The pioneering vision of our forebears remains at the heart of every Case IH product to this day. It is with the same passion that we develop and produce agricultural machinery in Europe and across the world. The Case IH tractors in operation are testament to our dedication to meeting and exceeding the expectations of farmers around the globe.

This wealth of experience has given us the opportunity to listen to you and design products that deliver precisely what you need. Our drive for innovation has led us to devise advanced technological solutions to constantly drive up our machines' performance and productivity whilst making them easy to use and increasingly profitable. We strive tirelessly for perfection, achieving high quality in everything, down to the smallest detail. We demand of ourselves and our dealers the same high level of quality in the service we provide together to our customers.

FARMALL C — MADE FOR VERSATILITY

The Farmall C can take care of your farmyard jobs, easily moving in and around buildings, and put in a full day's work in the field. At home on grassland, dairy, livestock, arable, poultry and vegetable farms, this versatile utility tractor is equally capable in parks and botanical gardens.

If you have been looking for an all-rounder, but think smaller tractors lack the specifications of their heavier stable mates, look again – at the Case IH Farmall C! This low clearance, high energy performer combines the best of compact utility tractor engineering with the advanced technological features you will be familiar with from larger machines, and have come to expect from Case IH.

MODELS	Rated power ECE R120 ¹⁾ @ 2,300 rpm (kW/hp)	Maximum torque ECE R120 ¹⁾ @ 1,500 rpm (Nm)	Number of cylinders / Capacity (cm ³)	Fuel consumption @ 1,900 rpm (g/kWh)	Approximate shipping weight (kg)
Farmall 85 C	63 / 86	351	4 / 3,400	217	3,700
Farmall 95 C	73 / 99	407	4 / 3,400	217	3,700
Farmall 105 C	79 / 107	444	4 / 3,400	218	3,700
Farmall 115 C	84 / 114	457	4 / 3,400	219	3,700

¹⁾ ECE R120 correspond to ISO 14396

THE FARMALL C RANGE COMPACT AND VERSATILE

EXPERIENCE EASE OF USE, COMFORT AND VERSATILITY EVERY DAY WITH THE FARMALL C RANGE TRACTORS

With an extensive range of factory options, Farmall C tractors are ready for all kinds of agricultural, municipal and industrial tasks. Various options for tyres, hydraulic connections, front linkage and loader allow for a broad spectrum of jobs to be performed.



SPACIOUS AND COMFORTABLE INSIDE

Wide opening glass doors and a full height cab entrance make it easy to enter the cab from either side. Ergonomic design with a driver seat that is fully adjustable, a foldable and comfortable passenger seat, flat floor, low noise level and the option of air conditioning add up to make the Farmall C a joy to drive.



INTUITIVE AND EFFICIENT CONTROLS

The controls are laid out logically, so that operation becomes instinctive, making the Farmall C suitable for casual drivers as well as owner operators. All frequently used controls, such as gear lever, hand throttle and the new optional integrated loader joystick, are placed within easy reach on the right hand console. The instrumentation cluster adjusts with the steering wheel and combines analogue gauges with digital displays for optimum overview.



SURROUND VISION AND HIGH-VISIBILITY ROOF WINDOW

The Farmall C is designed to provide unsurpassed sight lines with unobstructed views of the work area and implements. An opening high-visibility roof window provides excellent visibility for loader work. The fully adjustable work lights, integrated into the roof for protection, will give you all the lighting you need to keep working after dark. As an option, the Farmall C is also available as a platform version with foldable ROPS frame instead of a cabin.

ADVANTAGES

- Low cab height of under 2.5m on 16.9R30 tyres
- High power to weight ratio
- Travel speeds from 200 metres per hour to 40Kph





EFFICIENT POWER FOR BEST RESULTS

Proven turbocharged engines with high-pressure common rail injection technology deliver more power at reduced fuel consumption. All models meet Tier 4B emissions standards with an exhaust after-treatment system. Electronic fuel delivery ensures fast acceleration, more torque and constant maximum power.



THE RIGHT TRANSMISSION TO MEET YOUR NEEDS

The Farmall C range comes standard with a two-speed Powershift that doubles the number of available speeds to 24 forward and 24 reverse, plus Powerclutch and Powershuttle. Low speed creeper gears are available as an option on this transmission to give 40 forward and 40 reverse gears.




VERSATILE HYDRAULICS FOR A HEAVY LIFTER

With a rear linkage capacity of 3,700kg and separate hydraulic circuits for steering and external services, the Farmall C is never short on ability. With a choice of up to three rear and two mid-mounted hydraulic remote valves, hydraulic flow can be directed as required to control a wide range of equipment. The Farmall C comes ready for perfect front loader operation.



PTO SPEEDS FOR MAXIMUM VERSATILITY

With PTO speeds of 540 and 540E including ground speed PTO and a new power curve that is perfectly aligned to PTO work, the Farmall C puts you in a position to handle the work of all seasons. Furthermore, the rated speed of the PTO has been adapted to a lower and more efficient engine speed.



ADVANTAGES

- Efficient cab design provides superb all-round vision
- Ergonomic layout of controls and dashboard
- Easy access to driving position from either side
- Ideal seat comfort with air suspension



CAB AND CONTROLS WELCOME TO YOUR COMFORT ZONE

The cab or ROPS platform offers a high-comfort workplace; the comfortable seat, ergonomic controls layout and quiet operation will leave you refreshed at the end of a long day's work. The excellent surround vision and high visibility roof window will make your day more productive; the flat floor and the wide doors for easy entry and exit on either side will make it easy to run errands around the farm.

THE COMFORT ZONE

The roomy cab provides the perfect working environment with all the comfort features of its bigger brothers. Climb in, sit down, shut the door, start the engine; you will be amazed at how quiet it is and you will enjoy a driving comfort that makes day-long multitasking a pleasure. On ROPS versions large grab handles and a flat floor make access easy whilst an ISO mounted platform smooths the shocks from rough terrain..

THE PERFECT WORK STATION

All essential controls are logically positioned and within easy reach to make time spent at work more comfortable and more productive. You will find it easy to stay focused with all the controls you use most frequently, such as gear lever, remote levers, hand throttle and the optional integrated loader joystick, close together and within easy reach on the right hand console. The instrumentation cluster combines analogue gauges with digital displays to best effect – and you have full control of all the information you need to get the job done.

IDEAL CONDITIONS

The improved airflow for the heating and air conditioning systems will make it easy for you to create the ideal environment inside the cab to work in comfort all year round, and in all weather conditions.

SITTING COMFORTABLY

You won't feel tired at the end of a long working day in your Farmall C tractor. The comfortable seat is easily adjustable and the suspension smooths out the shocks when driving on rough terrain or during road transport. Cab versions are specified with a comfortable folding passenger seat.

DAY AND NIGHT

Work as late as you need to finish the job; with six fully adjustable work lights and a flashing beacon for road work, you can stay on until everything is sorted.



ECONOMIC ENGINE MANAGEMENT

WITH CASE IH, EFFICIENT POWER BEGINS WITH OUTSTANDING INDIVIDUAL COMPONENTS.

DOING MORE WITH LESS

The FPT 4-cylinder Common Rail engine does not need to be driven at rated speed to perform; it delivers full power at a fuel-saving 1,900 rpm. This not only keeps fuel consumption down in all applications, it also results in high operating comfort due to the lower noise and vibration levels.

POWER IS NOT EVERYTHING

FPT's engine development team has devoted much attention and time to perfectly match the torque characteristics of the F5C engines to real working conditions. The result is impressive; a maximum torque of 457 Nm is reached at a fuel-saving 1,500 rpm, making the Case IH Efficient Power truly economic.

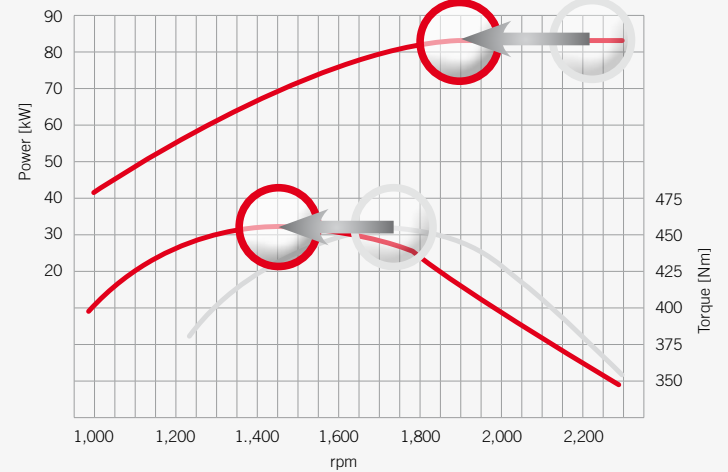
ADVANTAGES

- Maximum performance at low engine speed:
 - lower fuel consumption
 - reduced vibrations
 - easy on tractors and implements
- Low idle speed of 700 rpm: lower fuel consumption
- 600 hour service interval





FARMALL 115 C



FULL POWER EVEN AT 1,800 RPM

Lower engine speed = lower fuel consumption. Through the dedication of the development team, full power output is reached at 1,900 rpm, resulting in frugal fuel consumption

MAXIMUM TORQUE AT 1,500 RPM

With a torque curve optimised at a fuel-saving 1,500 rpm, the new FPT engines deliver maximum torque exactly where it is needed the most.



TRANSMISSION AND PTO PUTTING POWER TO WORK FOR YOU

The Farmall C transmission is engineered for efficiency and endurance, and many hours of successful operation in the hands of customers around the world have proven its robust reliability. Coupled with heavy duty axles, it allows for higher horsepower ratings and big tyres, achieving massive productivity levels. The PTO is easy to operate with the standard electro-hydraulic engagement and its speeds are aligned with maximum engine output at 1,900 rpm for the most powerful performance.

TRANSMISSION TO MATCH YOUR REQUIREMENTS

The 24 x 24 two-speed Powershift transmission with Powershuttle and Powerclutch is standard. Alternatively, you can choose the 40 x 40 two-speed Powershift transmission with creep speed.

RIGHT PTO POWER FOR EVERY TASK

The Farmall C range is available with 540/540E or 540E/1,000 with ground speed. All cab models feature electro-hydraulic PTO engagement, whilst ROPS versions have a mechanical engagement system.

MAXIMUM POWER, MINIMUM FUEL CONSUMPTION

The 540 PTO speed is aligned with maximum engine output to transmit maximum power, while the 540 Economy speed is placed where the engine reaches maximum torque for greater fuel efficiency and reduced engine noise.

THE FARMALL C FOR ALL FARM JOBS

The optional integral front linkage and 1,000 rpm front PTO options are designed to fit seamlessly and are fully compatible with front loaders. Operation is mechanical and lift capacity is 1,670 kg.

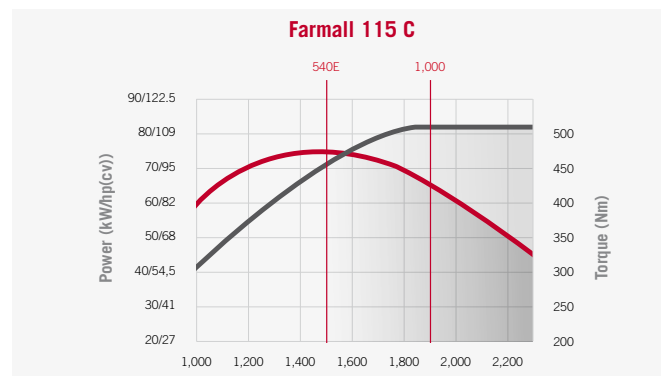


ADVANTAGES

- 24 x 24 2-speed powershift with powershuttle
- Creeper speeds available for greater versatility - up to 40 x 40 speeds with 2-speed powershift
- PTO speed aligned with engine speed - lower fuel consumption, reduced rpm, less noise, fewer vibrations



540/540E is standard.



Whether your focus is on power or fuel efficiency, with Efficient Power the PTO delivers the right pace for every task.



Seamlessly integrated front linkage with a lifting power of up to 1,670 kg is optional.



FRONT HITCH - OPTIONAL FULL LIFTING POWER EASY TO WORK WITH

With the optional Electronic Front Hitch (EFH) farmers get the most from the front hitch. It automatically levels the pre-set height of the front implement and keeps its ground pressure constant. This enhanced implement control for front mowing, front packer work and many more applications.

EFH ELECTRONIC FRONT HITCH

The load sensor of the EFH detects the front implement's pressure on the ground and enables the driver to adjust it from the cab. It detects changes in ground pressure due to bumps in the terrain and lifts or lowers the front implement automatically to maintain constant pressure. The results are better grass quality, less damage to the soil, easier steering and more driving comfort for the farmer.



ADVANTAGES

- Fully integrated front linkage and front PTO system
- EFH (electronically controlled front hitch) with ground pressure control for safer mowing on steep slopes and improved mowing quality

HYDRAULICS RELIABLE HEAVY LIFTER

Farmall 85 C, 95 C, 105 C and 115 C tractors come with electronic hitch control and lower-link sensors. With their standard additional ram they offer a maximum lift capacity of 3,700 kg.

PUT POWER WHERE YOU NEED IT

The Farmall C tractors are standard with a 64 litre/min pump. The tractors can be specified with up to three rear mounted remote valves and one diverter, adding up to a total of 8 couplers, and two standard mid-mounted hydraulic remote valves, which are ideal for loader work. With all these options and the ergonomically positioned, highly responsive joystick, you can operate all sorts of equipment with ease on your Farmall C tractor.

EXTERNAL HITCH CONTROL OPTIONS

External hitch power lift and PTO controls are standard.



Up to three mechanical rear remote valves are available for the Farmall C range.



External controls for fast and easy implement attachment on EHC tractors.

ADVANTAGES

- EHC electrical hitch control standard on Farmall 85 C, 95 C, 105 C and 115 C.
- Up to 3 x mechanical remote valves at the rear.
- 2 x mid-mount valves for control of extra application (loader, front mounted implement).





SERVICEABILITY AND SYSTEM SOLUTIONS

Keep driving! Daily checks and cleaning have been made easier with the new swing-out radiator package, while the air filter is conveniently located for quick inspection. And it's simple to check the oil level, with no need to open the engine hood.

When you buy a Case IH machine, you can be sure not only that you're buying the best product, but also that you've got the best dealer back-up behind you. Case IH dealers can offer advice on selecting and financing the right machine, will ensure they deliver what you need when you need it, and will then continue to back you and your equipment with the service and spare parts supply you'd expect from a name as trusted as Case IH.



AN OPTIMAL FINANCING SOLUTION FOR EVERY INVESTMENT

Your local Case IH dealer can work with Case IH Finance to offer solutions that best fit your budget and business goals. At Case IH Finance, we understand that no two farms are the same. That's why we work so hard to understand your needs first. We make it our job to know your business inside and out - your goals, your ideas, and your unique outlook on the future. Then we can put together financial solutions and services that are right for you.

ALL THE PARTS AND SERVICE TO KEEP YOUR EQUIPMENT RUNNING

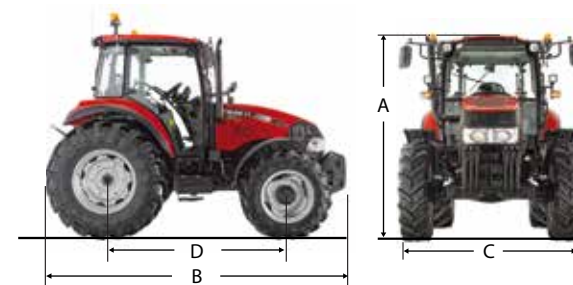
Find the full line of Case IH parts and components at your local dealer. Plus full service maintenance programmes and industry leading warranties. It's expertise applied by skilled, factory-trained service professionals committed to providing you maximum uptime, season after season.

MODEL	FARMALL 85 C	FARMALL 95 C	FARMALL 105 C	FARMALL 115 C
ENGINE	FPT	FPT	FPT	FPT
Number of cylinders / capacity (cm ³)	4 / 3,400	4 / 3,400	4 / 3,400	4 / 3,400
Type / emission level	Common rail diesel engine, turbocharged and intercooled / EURO-Stage III B			
Rated power ECE R120 ³⁾ @ engine rpm (kW/hp)	63 / 86 @ 2,300	73 / 99 @ 2,300	79 / 107 @ 2,300	84 / 114 @ 2,300
Maximum torque ECE R120 ³⁾ @ engine rpm (Nm @ rpm)	351 @ 1,500	407 @ 1,500	444 @ 1,500	457 @ 1,500
Torque rise acc. OECD (%)	34	34	35	32
Fuel tank capacity (litres)	115	115	115	115
TRANSMISSION				
24 x 24 2-speed Powershift with powershuttle, 40 kph	●	●	●	●
40 x 40 2-speed Powershift with powershuttle and creeper, 40 kph	○	○	○	○
POWER TAKE OFF				
Engagement type	electro-hydraulic			
Speeds standard (rpm)	540/540E			
FRONT PTO AND HITCH				
Front PTO 1,000 speed @ 1,920 rpm	○	○	○	○
Front hitch max. lift capacity (kg)	1,670	1,670	1,670	1,670
FOUR WHEEL DRIVE AND STEERING (DRIVELINE)				
Type	electro-hydraulic			
Min. turning radius ¹⁾ (m)	4.33	4.33	4.33	4.33
HYDRAULIC SYSTEM				
Max. pump flow rate Total (steering / rear hitch & external) (l/min)	100 (36.5 / 63.5)	100 (36.5 / 63.5)	100 (36.5 / 63.5)	100 (36.5 / 63.5)
MHC - Mechanical Hitch Control	○	○	○	○
EHC - Electronic Hitch Control	●	●	●	●
Max. lift capacity / OECD lift capacity through range @ 610 mm (kg)	3,700 / 3,350	3,700 / 3,350	3,700 / 3,350	3,700 / 3,350
Max. number of rear remote valves / mid mount valves	3 mechan. / 2 mechan.	3 mechan. / 2 mechan.	3 mechan. / 2 mechan.	3 mechan. / 2 mechan.
WEIGHTS AND DIMENSIONS ¹⁾				
Approximate shipping weight (kg)	3,700	3,700	3,700	3,700
Permissible total weight (kg)	6,000	6,000	6,000	6,000
A: Total height (mm)	2,594	2,594	2,594	2,594
B: Total length (mm)	4,243	4,243	4,243	4,243
C: Total width (across steps) (mm)	1,923	1,923	1,923	1,923
D: Wheel base (mm)	2,235	2,235	2,235	2,235
STANDARD TYRES ²⁾				
Front	440 / 65R24			
Rear	540 / 65R34			

* To comply with legislation and specification in your country
● Standard Equipment ○ Optional Equipment - Not available
¹⁾ With standard tyres ²⁾ Other tyres on request ³⁾ ECE R120 correspond to ISO 14396

! Safety never hurts! Always read the Operator's Manual before working with any equipment. Inspect equipment before using it, and be sure it is operating properly. Follow the product safety signs, and use any safety features provided. This literature has been published for worldwide circulation. The standard and optional equipment and the availability of individual models may vary from one country to the next. Case IH reserves the right to undertake modifications without prior notice to the design and technical equipment at all times without this resulting in any obligation whatsoever to make such modifications to units already sold. Whilst every effort is made to ensure that the specifications, descriptions and illustrations in this brochure are correct at the time of going to press, these are also subject to change without prior notice. Illustrations may show optional equipment or may not show all standard equipment. Case IH recommends **AKCELA** lubricants.

CNH UK Ltd., Cranes Farm Road, Basildon, Essex SS14 3AD
© 2014 CASE IH - www.caseih.co.nz - FARMALL C Series COM BR - Free phone 0800 CASE IH - Printed in NZ - 1/15 - TP01 - Cod. 14C0001/NZ





www.caseih.co.nz

